

**⚠ Safety Disclaimer**

This product includes an anti-tip kit that must be used in conjunction with the product and will prevent the product from falling or tipping over. Please follow the enclosed information to properly install these safety accessories. In no event shall the Seller be liable for any direct, indirect, punitive, incidental, special consequential damages, to property or life, whatsoever arising out of or connected with the use or misuse of this product.

**TVF1302**



300x200/300x300  
400x200/400x300  
400x400/600x400



⚠ Read the entire instruction manual before you start installation and assembly. If you have any questions regarding any of the instructions or warnings, please contact your local distributor for assistance.

⚠ **CAUTION:** Use with products heavier than the rated weights indicated may result in instability causing possible injury.

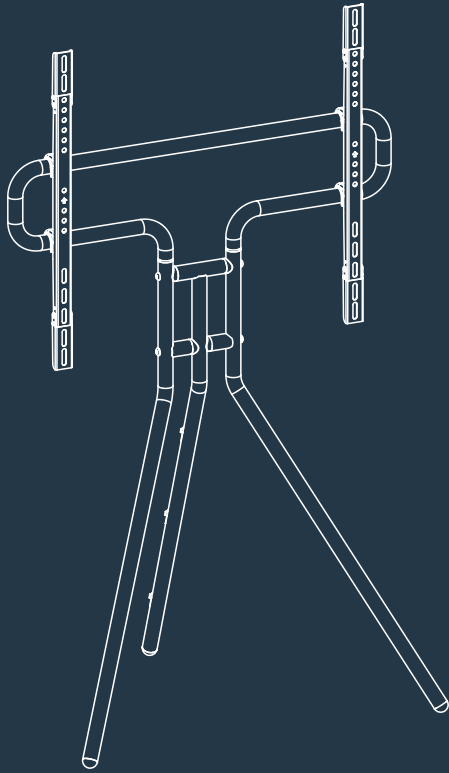
- Please closely follow the assembly instructions. Improper installation may result in damage or serious personal injury.
- Safety gear and proper tools must be used. This product should only be installed by professionals.
- Make sure that the supporting surface will safely support the combined weight of the equipment and all attached hardware and components.
- Use the mounting screws provided and DO NOT OVERTIGHTEN mounting screws.
- This product contains small items that could be a choking hazard if swallowed. Keep these items away from children.
- This product is intended for indoor use only. Using this product outdoors could lead to product failure and personal injury.

**IMPORTANT:** Ensure that you have received all parts according to the component checklist prior to installation. If any parts are missing or faulty, contact your place of purchase for a replacement.

**MAINTENANCE:** Check that the product is secure and safe to use at regular intervals (at least every three months).

Imported by iiglo, Østre Kullerød 4 | N-3241 Sandefjord, Norway | [www.iiglo.com](http://www.iiglo.com) | Made in China

# TV Floor Stand Artistic



Installation Manual

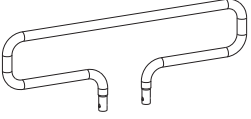


7a


To avoid TV falling, anti-fall wire rope should be installed.

7b


To avoid TV falling, anti-fall wire rope should be installed.




A (x1)




B (x1)




C (x1)




D (x1)




E (x2)




F (x2)




G (x2)




H (x2)




I (x1)




J (x2)




K (x2)




L (x3)




2mm(x1)  
M




5mm(x1)  
N




O(x4)




P (x4)




M5x14 (x4)  
M-A




M6x14 (x4)  
M-B




M6x30 (x4)  
M-C




M8x30 (x4)  
M-D




M8x50 (x4)  
M-E



(x4)  
M-F

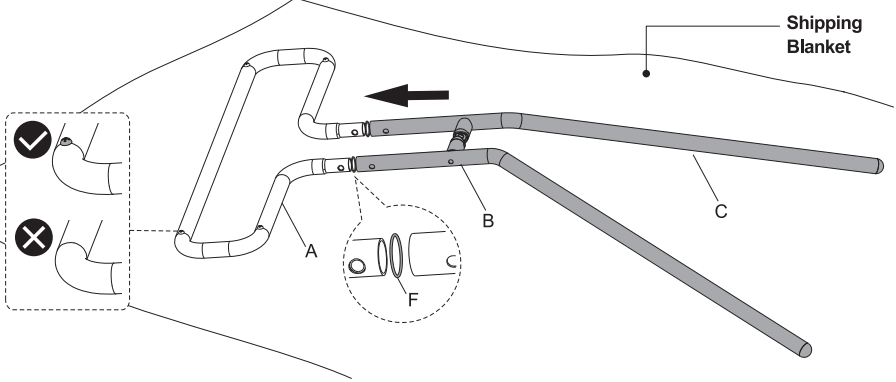


(x8)  
M-G

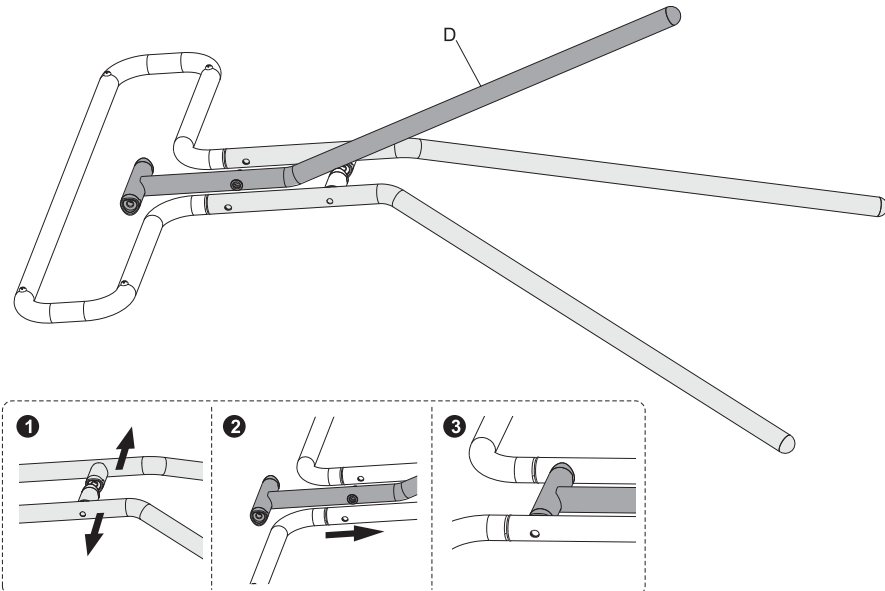


(x8)  
M-H

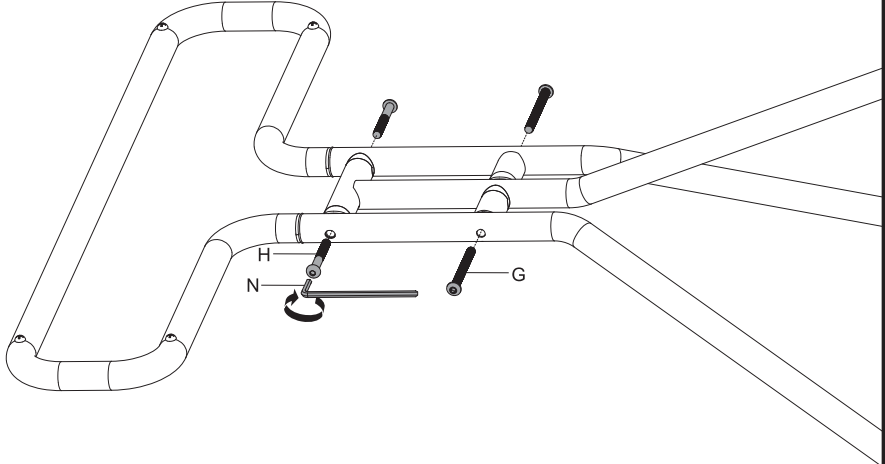
1




2

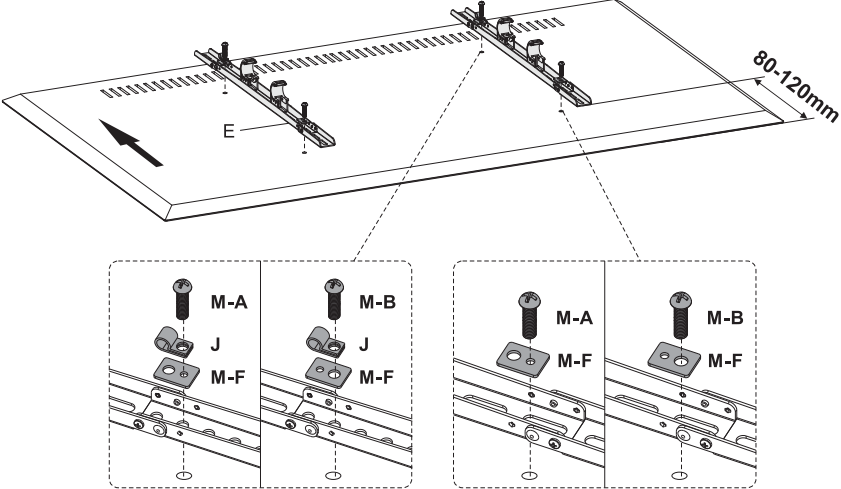


3




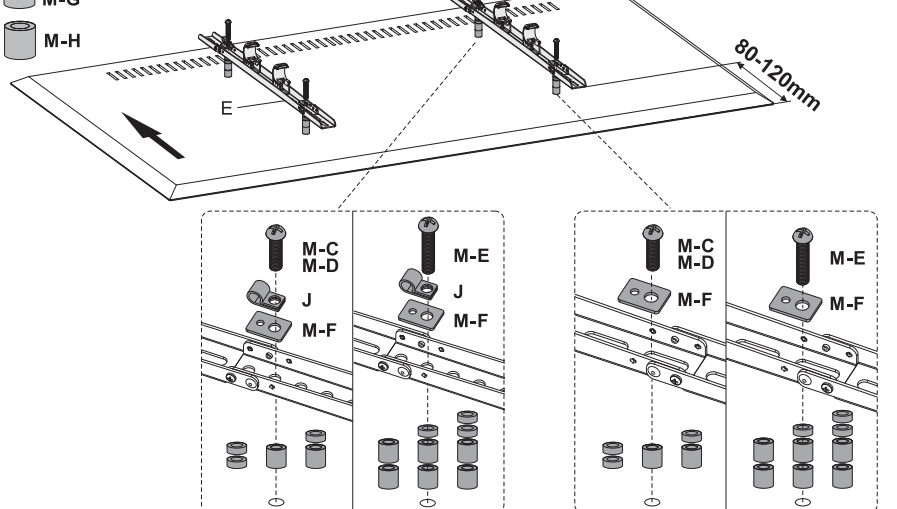
4a



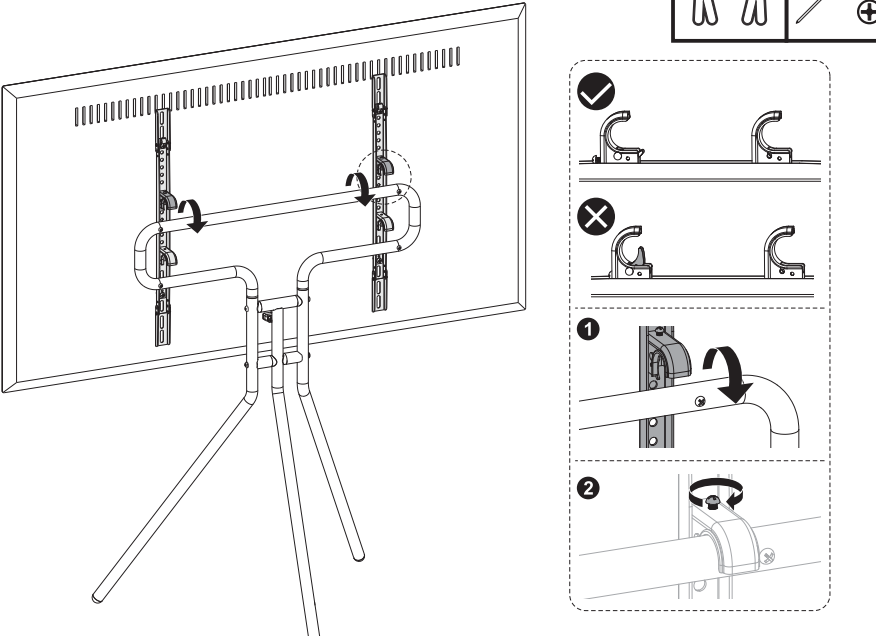


4b





5



6

